
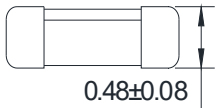
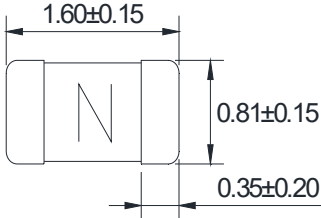


065 Chip Fuse



Dimensions (unit: mm)



Main Characteristics

Chip fuse; Fast-Acting(F)

Standard

UL248-14

Materials

Substrate: Ceramic

Termination: Silver over-plated with nickel and Tin

Operating Temperature

-55°C to +150°C

Storage Conditions

+10°C to +60°C

Relative humidity: ≤75% yearly average
Without dew, maximum 30 days at 95%

Vibration Resistance

24 cycles at 15 min. each (60068-6)
10-60Hz at 0.75mm amplitude
60-2000Hz at 10g acceleration

Soldering Parameters

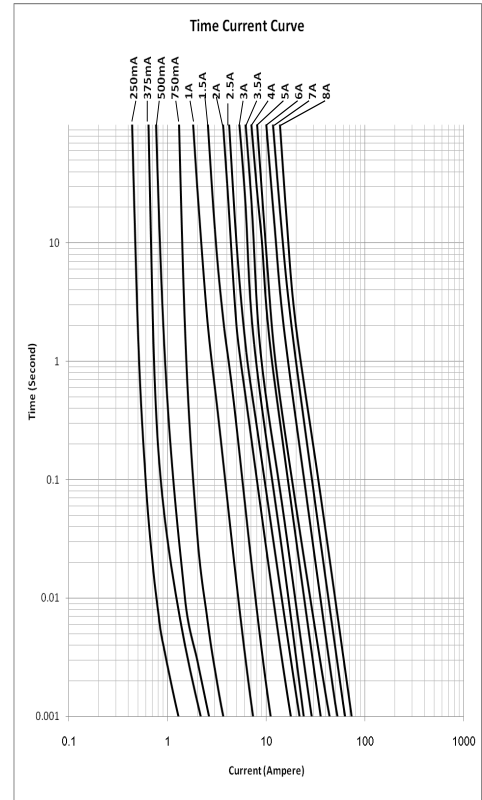
260°C. ≤10 sec (Wave Soldering)

300°C. ≤2 sec (Hand Soldering)

Soldering Peak:

260°C. 10 sec.

280°C. 5 sec. (IEC 60068-20)



Time vs Current Characteristics: UL248-14

Rated Current	100%	200%
250mA~8A	>4H	<60s

RoHS **HF**

Electrical Characteristics at 25°C

Amp Code	Rated Current	Rated Voltage	Typical Voltage Drop Max(mV)	Breaking Capacity	Typical Melting I ² t (A ² s)	Typical Cold Resistance (mΩ)	Alpha Mark	Approvals
								cURus
0250	250mA	32V DC	890	50A@32V DC	0.00046	3200	D	•
0375	375mA		585		0.00095	1650	E	•
0500	500mA		580		0.0012	1000	F	•
0750	750mA		425		0.0095	450	G	•
1100	1.00A		330		0.012	249.5	B	•
1150	1.50A		268		0.047	149	H	•
1200	2.00A		155		0.118	73.5	K	•
1250	2.50A		138		0.145	46.5	L	•
1300	3.00A		128		0.25	34.5	O	•
1350	3.50A		125		0.55	26.5	R	•
1400	4.00A		118		0.59	20.5	S	•
1500	5.00A		108		1.25	13.0	T	•
1600	6.00A		105		1.75	11.0	V**	•
1700	7.00A		78		2.35	9.0	X**	•
1800	8.00A		73		3.1	7.0	Z**	•

- Note:**
- DC Interrupting Rating (Measured at rated voltage, time constant of less than 50 microseconds, battery source)
 - DC Cold Resistance are measured at <10% of rated current in ambient temperature of 25degrees
 - Typical Pre-arcing I²t are measured at 10In Current
- ** For 1A-5A, the color of glass coating is Green; for others, it's Blue.

Specifications are subject to change without notice. Application testing is strongly recommended.

Ordering Information

Series	Amp Code	Supplementary Code	Qty
065			