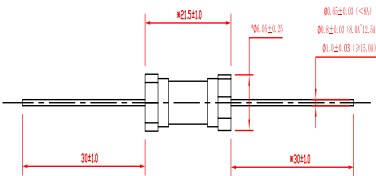
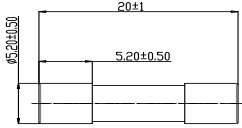


525 Miniature Cartridge Fuse



Dimensions (unit: mm)



Main Characteristics

Miniature cartridge fuse; Fast-Acting Standard

UL248-14 IEC60127-7

Materials

Tube: Ceramic Tube
End Caps: Silver plated copper

Operating Temperature

-55°C to +125°C

Storage Conditions

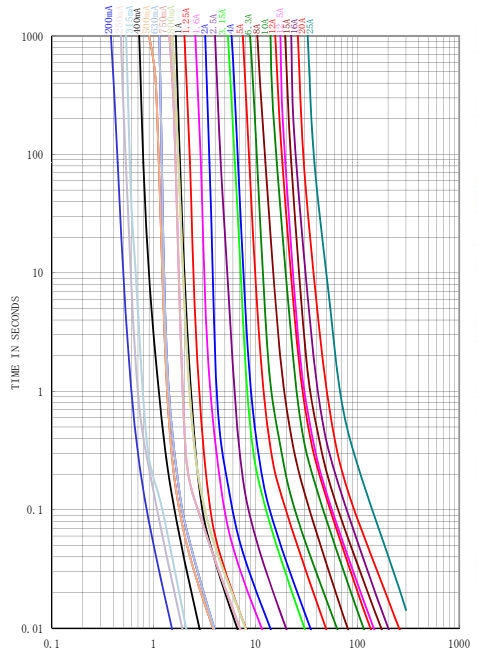
+10°C to +60°C
Relative humidity: ≤75% yearly average
Without dew, maximum 30 days at 95%

Vibration Resistance

24 cycles at 15 min. each (60068-6)
10-60Hz at 0.75mm amplitude
60-2000Hz at 10g acceleration

Soldering Parameters

260°C. ≤5 sec (Wave Soldering)
350°C. ≤3 sec (Hand Soldering)
Soldering Peak:
260°C. 10 sec. (IEC 60068-20)



Time vs Current Characteristics: UL 248-14

Rated Current	100%	210%	275%	400%	1000%
100mA~25A	>1h	<30min	40ms~20s	10ms~1s	≤30ms



Electrical Characteristics at 25°C

Amp Code	Rated Current	Rated Voltage	Nominal Melting I ² t (A ² sec)	Typical cold Resistance (mΩ)	Breaking Capacity	Approvals	
						cURus	TUV
0200	200mA	250V AC 300V AC	0.010	14050	1500A@250V AC 1500A@300V AC	•	○
0250	250mA		0.021	12500		•	○
0315	315mA		0.016	7120		•	○
0400	400mA		0.040	4220		•	○
0500	500mA		0.130	458		•	•
0630	630mA		0.100	409		•	•
0750	750mA		0.480	264		•	•
0800	800mA		0.630	229		•	•
1100	1.00A		0.360	360		•	•
1125	1.25A		0.580	180		•	•
1160	1.60A		1.230	120		•	•
1200	2.00A		1.800	93.9		•	•
1250	2.50A		3.630	55.0		•	•
1315	3.15A		8.930	34.0		•	•
1400	4.00A		11.36	33.0		•	•
1500	5.00A		23.92	20.0		•	•
1630	6.30A		39.53	15.0		•	•
1800	8.00A		64.00	13.9		•	•
2100	10.00A		140.0	9.80		•	•
2120	12.00A		187.2	8.20		•	•
2125	12.50A		218.8	7.40		•	•
2150	15.00A		303.8	6.45		•	•
2160	16.00A	435.2	5.35	•	•		
2200	20.00A	700.0	4.25	•	•		
2250	25.00A		1458.33	3.25	750A@250VAC 750A@300VAC	•	•

Notes: (1) Permissible continuous operating current is ≤100% at ambient temperature of 23°C (73.4°F)
(2) Typical pre-arcing I²t are measured at 10I_n current.

Ordering Information

Series	Amp Code	Supplementary Code	Qty
525			