

# DB202 Thru DB207

## High Current Glass Passivated Molding Single-Phase Bridge Rectifier

Reverse Voltage 100 to 1000V Forward Current 2.0 A

### FEATURES

- Plastic Package has Underwriters Laboratory Flammability Classification 94V-0
- High current capacity with small package
- Glass passivated chip junctions
- Superior thermal conductivity
- High IFSM



### 1. Maximum & Thermal Characteristics Ratings at 25°C ambient temperature unless otherwise specified.

Parameter Symbol	Symbol	DB202	DB203	DB204	DB205	DB206	DB207	Unit
Maximum repetitive voltage	VRRM	100	200	400	600	800	1000	V
Maximum RMS Voltage	VRMS	70	140	280	420	560	700	V
Maximum DC Blocking Voltage	VDC	100	200	400	600	800	1000	V
Maximum DC reverse current TA=25 °C	IR	5						μA
at rated DC blocking voltage TA=125°C		500						
Average rectified forward current 60Hz Sine wave Resistance load with Ta=55°C	Io	2						A
Peak forward surge current 8.3ms single half sine-wave superimposed on rated load	IFSM	70						A
Max instantaneous forward voltage at 2.0A	VF	1.05						V
Peak forward surge current 8.3ms single half sine-wave superimposed on rated load	I <sup>2</sup> t	20						A <sup>2</sup> sec
Maximum thermal on P.C.B. without heat-sink	R <sub>θJA</sub>	40						°C/W
Operating junction temperature	TJ	-55~150						°C
Storage temperature	Tstg	-55~150						°C

# DB202 Thru DB207

## 2. Ratings and Characteristic Curves (TA = 25°C unless otherwise noted)

Fig. 1 Derating Curve

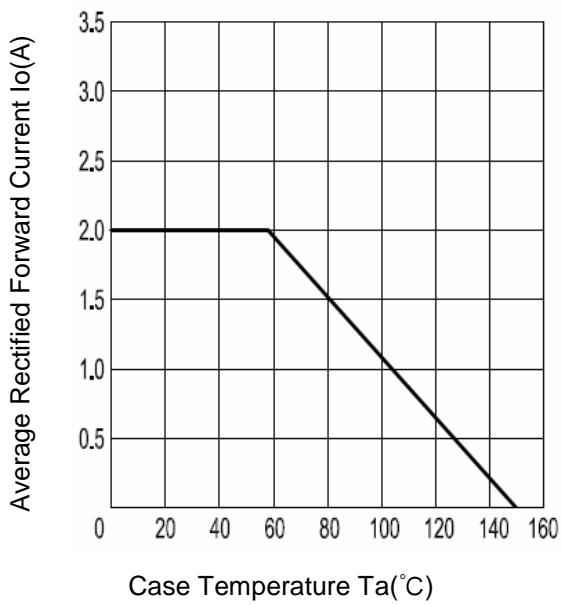


Fig.2 Typical Reverse Characteristics

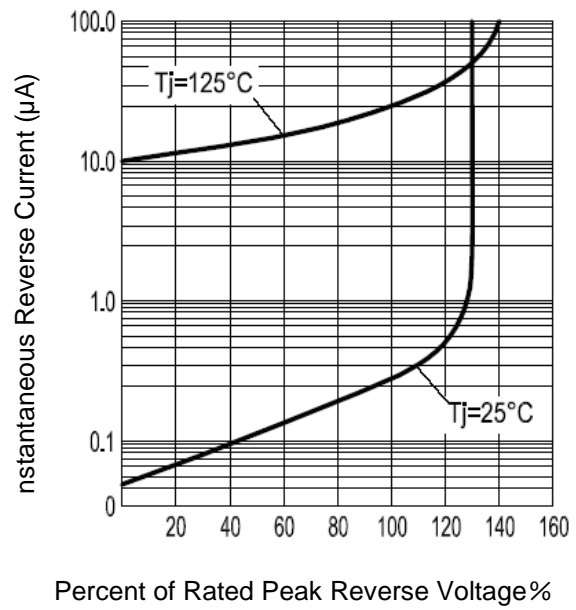


Fig.3 Forward Voltage

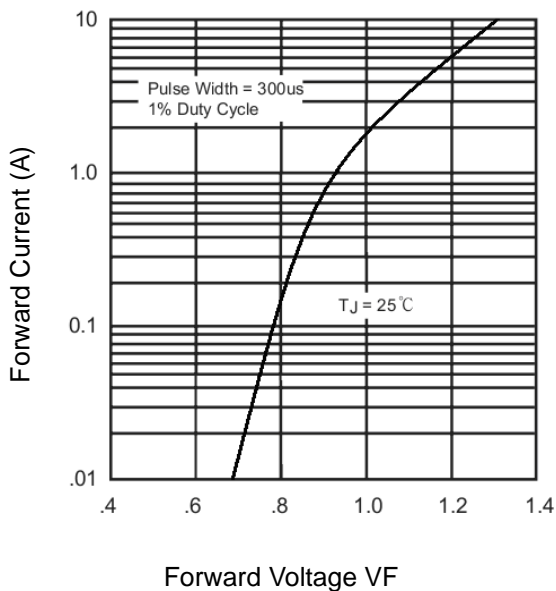
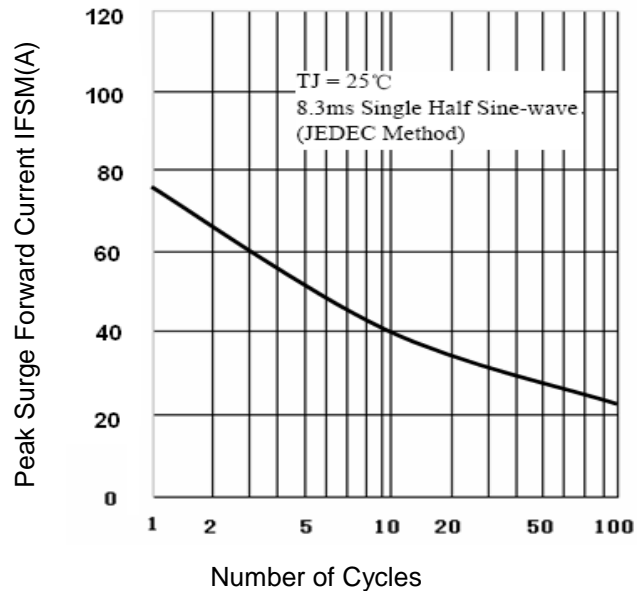
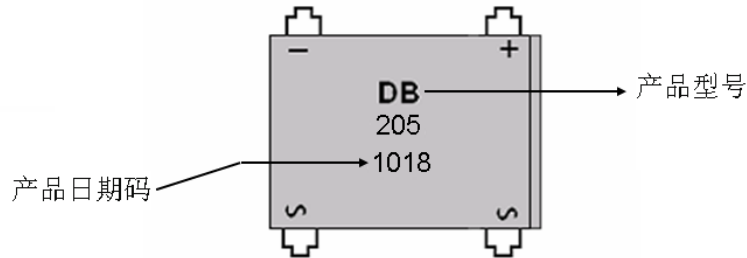


Fig.4 Peak Surge Forward Capability



# DB202 Thru DB207

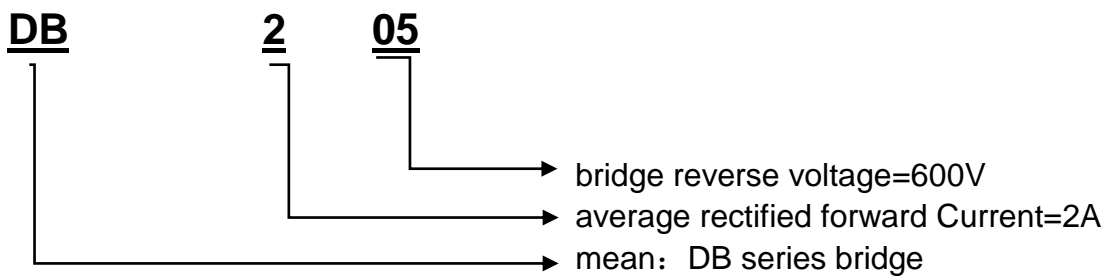
## 3. Marking Identification



**Note:**

生产日期码包含4位数字，例如“1018”，前两个数字“10”表示为2010年，另外二个数字“18”是指第18周，即表示该产品为2010年18周生产。

型号:



## 4. Dimension

