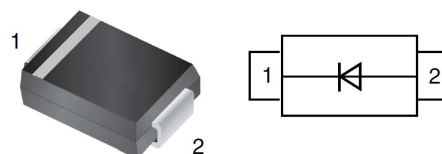


Surface Mount Silicon Zener Diodes in DO-214AC/SMA

Features

-
-
-
-
-
-



Mechanical Data

- Case:**
- Molding Compound Flammability Rating:**
- Terminals:**

Absolute Maximum Ratings

Ratings at 25°ambient temperature unless otherwise specified.

Parameter	Symbol	Value	UNIT
DC power dissipation at $T_L = 50\text{ }^\circ\text{C}^{(1)}$	P_D	1.5	W
Maximum forward voltage at $I_F = 200\text{ mA}$	V_F	1.5	V
Junction temperature range	T_J	- 55 to + 150	$^\circ\text{C}$
Storage temperature range	T_{STG}	- 55 to + 150	$^\circ\text{C}$

Note:

(1) T_L = Lead temperature at 3/8 " (9.5mm) from body

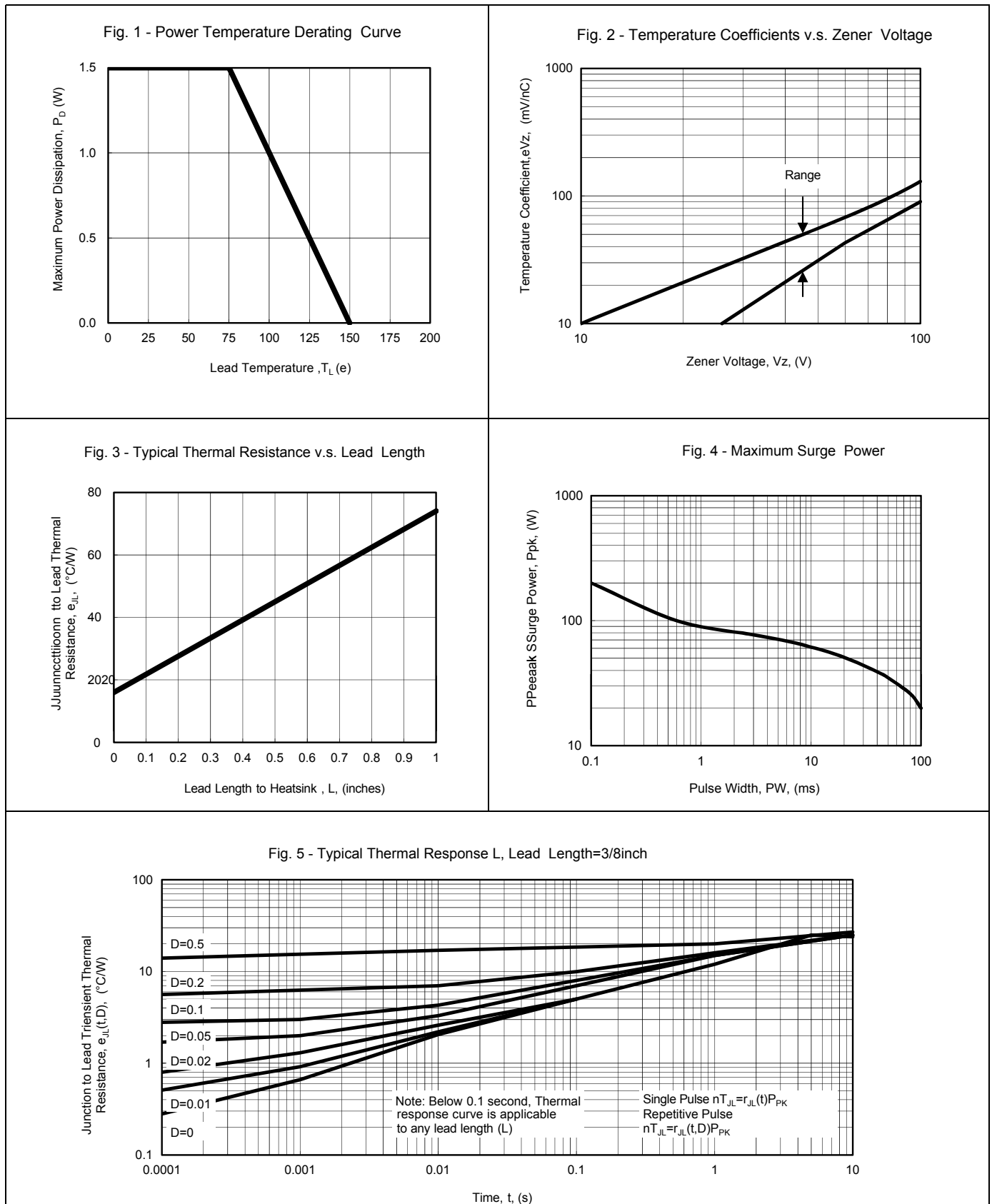
Typical Characteristics (T_{amb} = 25 °C unless otherwise specified)

Part Number	Nominal Zener Voltage		Maximum Zener Impedance			Maximum Reverse Leakage Current		Maximum DC Zener Current
	V _Z @ I _{ZT}	I _{ZT}	Z _{ZT} @ I _{ZT}	Z _{ZK} @ I _{ZK}	I _{ZK}	I _R @ V _R		I _{ZM}
	(V)	(mA)	(Ω)	(Ω)	(mA)	(BA)	(V)	(mA)
1SMA5913B	3.3	113.6	10.0	500	1.00	100.0	1.0	454
1SMA5914B	3.6	104.2	9.0	500	1.00	75.0	1.0	416
1SMA5915B	3.9	96.1	7.5	500	1.00	25.0	1.0	384
1SMA5916B	4.3	87.2	6.0	500	1.00	5.0	1.0	348
1SMA5917B	4.7	79.8	5.0	500	1.00	5.0	1.5	319
1SMA5918B	5.1	73.5	4.0	350	1.00	5.0	2.0	294
1SMA5919B	5.6	66.9	2.0	250	1.00	5.0	3.0	267
1SMA5920B	6.2	60.5	2.0	200	1.00	2.5	4.0	240
1SMA5921B	6.8	55.1	2.5	200	1.00	2.5	5.2	220
1SMA5922B	7.5	50.0	3.0	400	0.50	2.5	6.0	200
1SMA5923B	8.2	45.7	3.5	400	0.50	2.5	6.5	182
1SMA5924B	9.1	41.2	4.0	500	0.50	2.5	7.0	164
1SMA5925B	10.0	37.5	4.5	500	0.25	2.5	8.0	150
1SMA5926B	11.0	34.1	5.5	550	0.25	0.5	8.4	136
1SMA5927B	12.0	31.2	6.5	550	0.25	0.5	9.1	125
1SMA5928B	13.0	28.8	7.0	550	0.25	0.5	9.9	115
1SMA5929B	15.0	25.0	9.0	600	0.25	0.5	11.4	100
1SMA5930B	16.0	23.4	10.0	600	0.25	0.5	12.2	93
1SMA5931B	18.0	20.8	12.0	650	0.25	0.5	13.7	83
1SMA5932B	20.0	18.7	14.0	650	0.25	0.5	15.2	75
1SMA5933B	22.0	17.0	17.5	650	0.25	0.5	16.7	68
1SMA5934B	24.0	15.6	19.0	700	0.25	0.5	18.2	62
1SMA5935B	27.0	13.9	23.0	700	0.25	0.5	20.6	55
1SMA5936B	30.0	12.5	26.0	750	0.25	0.5	22.8	50
1SMA5937B	33.0	11.4	33.0	800	0.25	0.5	25.1	45
1SMA5938B	36.0	10.4	38.0	850	0.25	0.5	27.4	41
1SMA5939B	39.0	9.6	45.0	900	0.25	0.5	29.7	38
1SMA5940B	43.0	8.7	53.0	950	0.25	0.5	32.7	34
1SMA5941B	47.0	8.0	67.0	1000	0.25	0.5	35.8	31
1SMA5942B	51.0	7.3	70.0	1100	0.25	0.5	38.8	29
1SMA5943B	56.0	6.7	86.0	1300	0.25	0.5	42.6	26
1SMA5944B	62.0	6.0	100.0	1500	0.25	0.5	47.1	24
1SMA5945B	68.0	5.5	120.0	1700	0.25	0.5	51.7	22
1SMA5946B	75.0	5.0	140.0	2000	0.25	0.5	56.0	20
1SMA5947B	82.0	4.6	160.0	2500	0.25	0.5	62.2	18
1SMA5948B	91.0	4.1	200.0	3000	0.25	0.5	69.2	16
1SMA5949B	100.0	3.7	250.0	3100	0.25	0.5	76.0	15
1SMA5950B	110.0	3.4	300.0	4000	0.25	0.5	83.6	13
1SMA5951B	120.0	3.1	380.0	4500	0.25	0.5	91.2	12
1SMA5952B	130.0	2.9	450.0	5000	0.25	0.5	98.8	11
1SMA5953B	150.0	2.5	600.0	6000	0.25	0.5	114.0	10
1SMA5954B	160.0	2.3	700.0	6500	0.25	0.5	121.6	9
1SMA5955B	180.0	2.1	900.0	7000	0.25	0.5	136.8	8
1SMA5956B	200.0	1.9	1200.0	8000	0.25	0.5	152.0	7

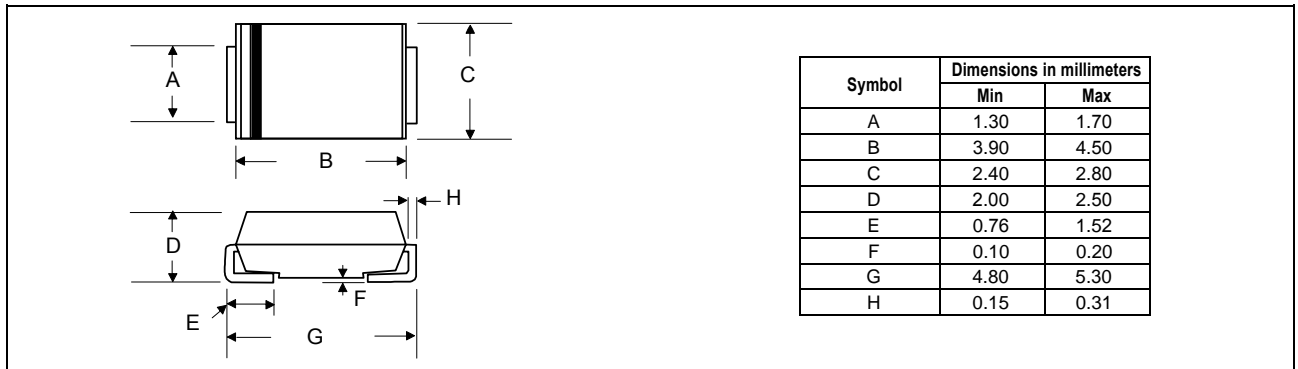
Notes :

- (1) The type number listed have a standard tolerance on the nominal zener voltage of ± 5 %
- (2) The reverse surge current is a non-repetitive, 8.3ms pulse width square wave or equivalent sine-wave superimposed on I_{ZT} per method.

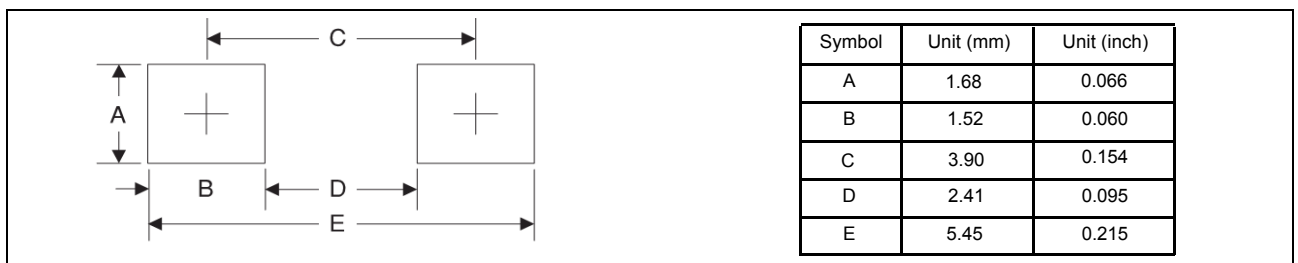
Typical Characteristics ($T_{amb} = 25\text{ }^{\circ}\text{C}$ unless otherwise specified)



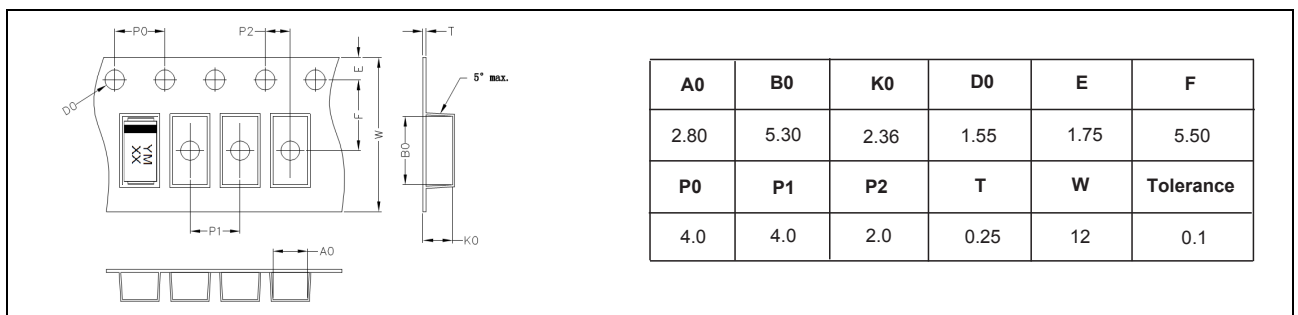
Package Dimensions



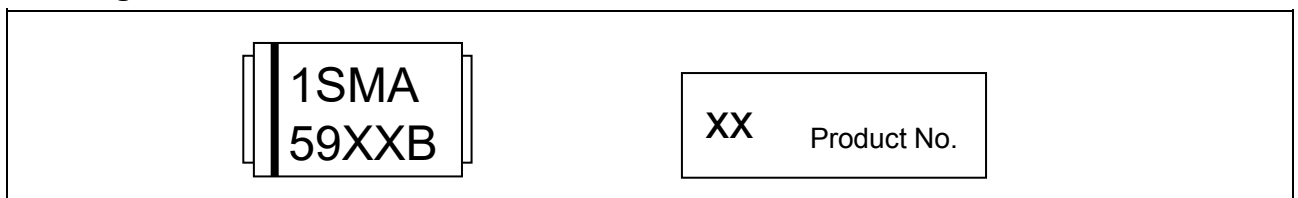
PAD Dimensions



Packing Information



Marking



Ordering information

Order code	Package	Packaging option	Base quantity	Packaging specification
1SMA59xxB	DO-214AC/SMA	Tape and reel	5000pcs / reel	EIA STD RS-481

Revision history

Date	Revision	Changes
23-May-2012	1.0	Initial release

CAUTION / WARNING

Information in this document is believed to be accurate and reliable. However, CREATEK does not give any representations or warranties, expressed or implied, as to the accuracy or completeness of such information and shall have no liability for the consequences of use of such information.

Users should independently evaluate the suitability of and test each product selected for their own applications, and CREATEK assumes no liability whatsoever relating to the choice, selection or use of the CREATEK products and services described herein.

CREATEK reserves the right to change or update, without notice, any information contained in this publication; to change, without notice, the design, construction, processing, or specification of any product; and to discontinue or limit production or distribution of any product.

Information in this document supersedes and replaces all information previously supplied.

Products are not designed, authorized or warranted to be suitable for use in medical, military, aircraft, space or life support equipment, nor in applications where failure or malfunction of an CREATEK product can reasonably be expected to result in personal injury, death or severe property or environmental damage. CREATEK accepts no liability for inclusion and/or use of CREATEK products in such equipment or applications and therefore such inclusion and/or use is at the customer's own risk.


This document as well as the item(s) described herein may be subject to export control regulations. Export might require a prior authorization from national authorities.

Resale of CREATEK products with provisions different from the statements and/or technical features set forth in this document shall immediately void any warranty granted by CREATEK for the CREATEK product or service described herein and shall not create or extend in any manner whatsoever, any liability of CREATEK.

CREATEK expressly disclaims all implied warranties regarding the information contained herein, including, but not limited to, any implied warranties of merchantability or fitness for a particular purpose. CREATEK only obligations are those in the CREATEK Standard Terms and Conditions of Sale and in no case will CREATEK be liable for any incidental, indirect, or consequential damages arising from the sale, resale, use, or misuse of its products.

Specifications are subject to change without notice

© Copyright 2009, CREATEK Microelectronics

 CREATEK® is a registered trademark of CREATEK Microelectronics

All rights reserved